

TSA Connect – Virtual Innovation Showcase

TEC Supporting Hospital Discharge, Step-down and Reablement

‘Creating a Better Life Network’

7th July 2021

Cathy Burston

Business Development Manager



ASSISTED LIVING & HEALTHCARE

THE GLOBAL SPECIALIST IN ELECTRICAL
AND DIGITAL BUILDING INFRASTRUCTURES



Assisted Living & Healthcare Business Unit



neat
INTERVOX
Jontek
Aidcall
tynetec

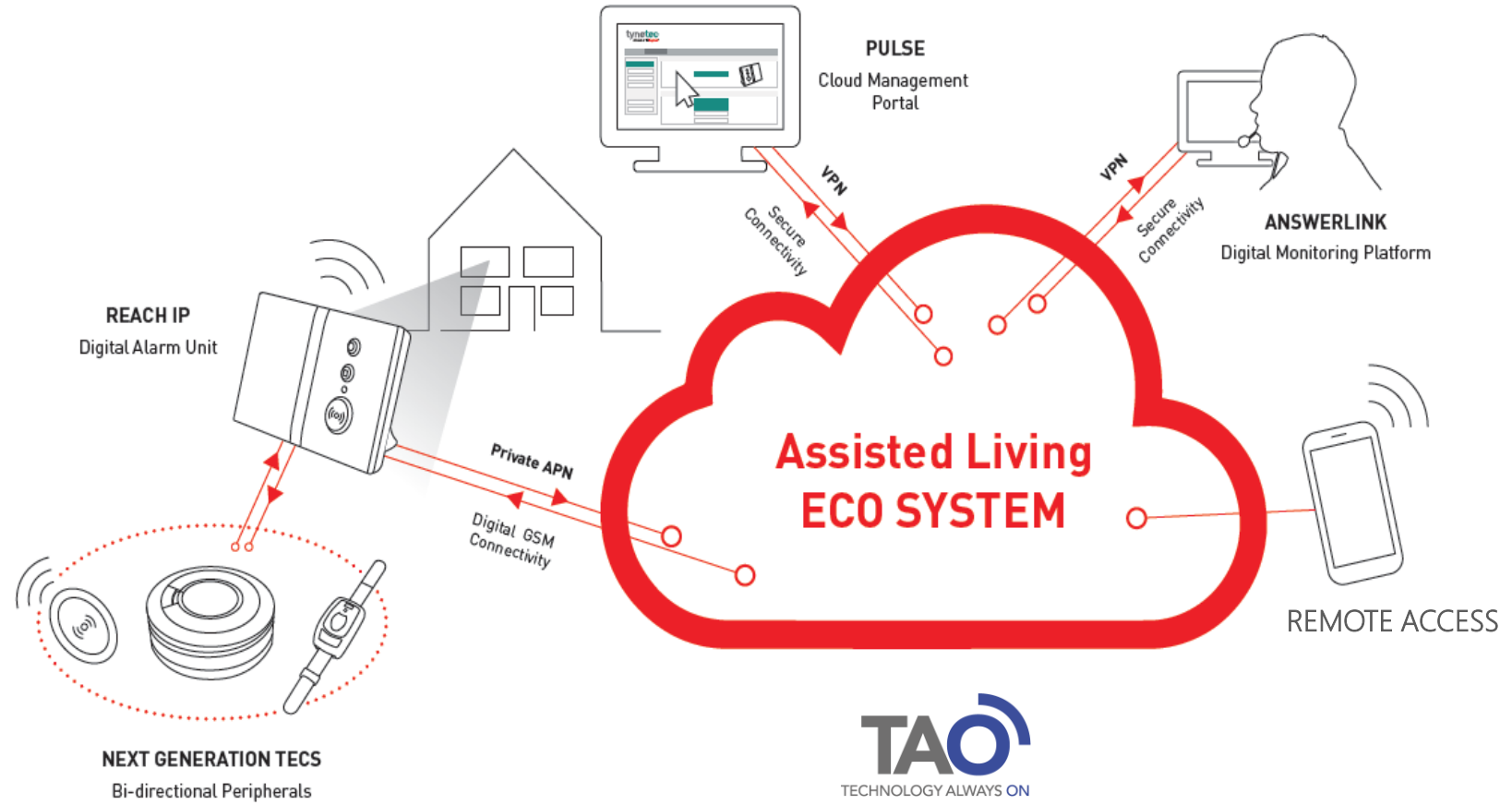


ASSISTED LIVING
& HEALTHCARE

THE GLOBAL SPECIALIST IN
ELECTRICAL AND DIGITAL
BUILDING INFRASTRUCTURES



Legrand Digital Ecosystem



neat
INTERVOX
Jontek
Aidcall
tynetec



ASSISTED LIVING & HEALTHCARE

THE GLOBAL SPECIALIST IN
ELECTRICAL AND DIGITAL
BUILDING INFRASTRUCTURES

TAO
TECHNOLOGY ALWAYS ON

Reach IP - At Home Alarm

Providing a Basic Instant Care Package

- Remote Configuration
- Plug & Play
- Contactless Installation
- 7-day battery back up
- Critical Connectivity
- Flexible call sequencing and routing allows for multiple response capabilities.



neat
INTERVOX
Jontek
Aidcall
tynetec



ASSISTED LIVING
& HEALTHCARE

THE GLOBAL SPECIALIST IN
ELECTRICAL AND DIGITAL
BUILDING INFRASTRUCTURES

Contactless Installation

Providing a Basic Instant Care Package

Thank goodness we have the new Tynetec IP units it has made life much easier for us especially when we can remotely program pendants and post them through people's doors keeping us at a safe distance and keeping clients safe at this challenging time. We have lots of Reach IP units ready to be installed so that when the hospitals are discharging to make way for the more needy of people, we are able to install a lot quicker, in some cases even arrange for family to collect the alarm and plug it in themselves for their loved ones. This is the great benefit of digitally enabled equipment!

neat
INTERVOX
Jontek
Aidcall
tynetec



ASSISTED LIVING
& HEALTHCARE

THE GLOBAL SPECIALIST IN
ELECTRICAL AND DIGITAL
BUILDING INFRASTRUCTURES


North Tyneside Council


A brand of legrand


REACH IP ALARM UNIT
Self Installation instructions

Setting-up the Reach IP unit


- 1** Plug the AC Adapter Lead into the Reach IP unit **Supply** port. (Dependent upon your provider the AC Adapter and lead may already be attached to your unit).


- 2** Place the alarm close to where you will be sitting during the day and plug into an available power socket.


- 3** Switch on the alarm by holding the black power button for 1 second until all lights flash.



The status light will be green and then go out once the unit has a signal. This may take up to 1 minute.
- 4** Test your Touch 2 Pendant from the furthest points in your home.




Simply press the **Touch 2 Pendant** button once. The button will **FLASH RED (●●)** for several seconds to confirm a call is being made.

The **Alarm Unit** will announce "Calling for help - please wait" and you will be connected to your provider who will confirm you are all operational.

Making an Alarm Call from the Reach IP Unit

Press the large red button on the front of the unit and it will announce "Calling for help - please wait" and the alarm call will be made.



Legrand Assisted Living & Healthcare
 Blyth Workspace, Commissioners Quay, Quay Road, Blyth, Northumberland NE24 3AG.
 T: +44 (0) 1670 352 371 | www.aidcall.co.uk | www.jontek.co.uk | www.tynetec.co.uk
 Registered Office: Great King Street North, Birmingham, B19 2LF. Registered in England No. 00115834

Next Generation Telecare Devices

Providing a Basic Instant Care Package

- Fall Detector
- Pill Dispenser
- Attack Pendant/DV
- Bogus Caller
- Big Button
- Carer Response
- ...and more



NEXT GENERATION TECS

Bi-directional Peripherals



neat
INTERVOX
Jontek
Aidcall
tynetec



ASSISTED LIVING
& HEALTHCARE

THE GLOBAL SPECIALIST IN
ELECTRICAL AND DIGITAL
BUILDING INFRASTRUCTURES

Flexible Call Sequencing

Providing a Basic Instant Care Package

A cloud based management portal where all programming & software changes can be made remotely.

A service transformation game changer:

- Alarm unit configuration (en-masse)
- Peripheral programming
- Flexible call sequencing
- Protocol management (A2D)
- Asset management & tracking
- Activity event logging
- Push notification emails
- Integral audit trail
- Integration with Answerlink
- Remote firmware updates
- Provided as part of your critical connectivity subscription

Alarm unit overview

Brand: TYNETEC
 Product type: REACH
 Model: [blank]
 Alarm code: 123
 1st carrier: [blank]
 2nd carrier: [blank]
 Serial number: 30001617
 Group: Cathy Burston (View other units of this group)
 Operational status: In use

Configuration: Read All | Write Changes | Cancel Task

Indications | Functions and Timers | Receivers and Sequences | Alarm type groups

Call type	Address/Number	Protocol	User name	Password	Port	Voice number
Call type A	00447747482293	5 - Home pho			0	
Call type B	1.6.123.12345	3 - SCAIP SIF	1000	Support	0	
Call type C		0 - Undefined			0	
Call type D		0 - Undefined			0	
Call type E		0 - Undefined			0	
Call type F		0 - Undefined			0	
Call type G		0 - Undefined			0	
Call type H		0 - Undefined			0	
Call type I		0 - Undefined			0	
Call type J		0 - Undefined			0	
Call type K		0 - Undefined			0	
Call type L		0 - Undefined			0	

neat
INTERVOX
Jontek
Aidcall
tynetec



ASSISTED LIVING
& HEALTHCARE

THE GLOBAL SPECIALIST IN
ELECTRICAL AND DIGITAL
BUILDING INFRASTRUCTURES



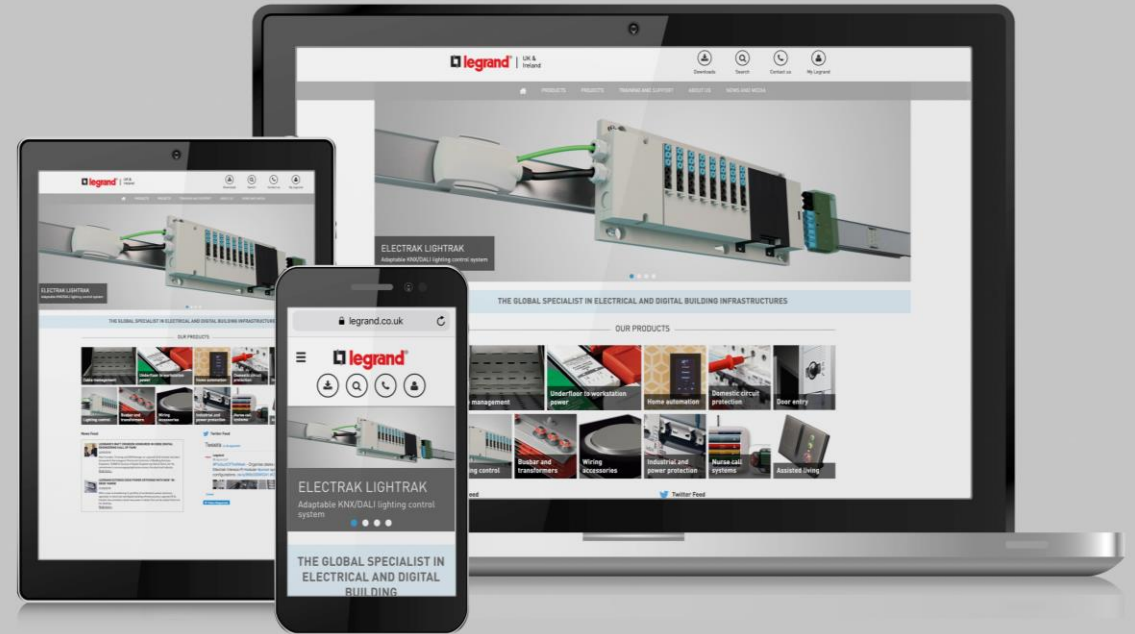
Thank you
for your time

For more information visit:

www.Tynetec.co.uk

www.Jontek.co.uk

www.Aidcall.co.uk



neat
INTERVOX
Jontek
Aidcall
tynetec



ASSISTED LIVING
& HEALTHCARE

THE GLOBAL SPECIALIST IN
ELECTRICAL AND DIGITAL
BUILDING INFRASTRUCTURES