

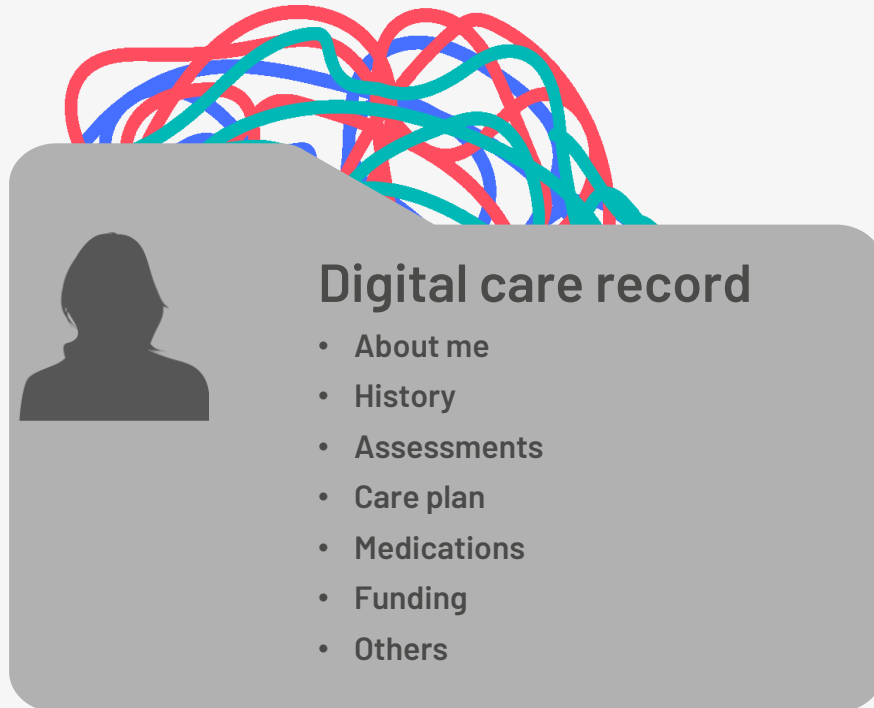
18 November 2021

Insight-driven personalisation of care

The right information in the right hands at the right time



What's the challenge?



Digital care record

- About me
- History
- Assessments
- Care plan
- Medications
- Funding
- Others

Collect

Analyse

Act



Every person is different




Turning data into insight isn't easy



You can't compromise the quality of care

The right information in the right hands at the right time

Making it happen



View

Ensure everything you
want to know is
recorded



Understand

Translate the raw data
into clear insight



Act

Drive pro-active
interventions

View

The dashboard displays document management analytics. At the top, it shows a date range from 01/10/2021 to 07/10/2021. A 'Filters' section allows filtering by Office name, Document name, and Customer. A 'Filter Document Name / Edit filter' dialog is open, listing document types with checkboxes and an 'Include all' button. Two charts are present: 'Document occurrences by type' (horizontal bar chart) and 'Documents over time' (line chart). A right-hand sidebar contains various filter categories like Document Name, Review Status, and Customer Full Name, each with an 'Include all' button. At the bottom, there are buttons for 'All documents' and 'Audit table'.

Date period: Last 7 Days
From: 01/10/2021
To: 07/10/2021

Filters: Office name, Document name, Customer

Filter Document Name / Edit filter:

- Start typing to search...
- Allergy Assessment
- Bed Rail Risk Assessment
- Behaviour Support Plan
- Behaviour of Concern Report
- Bowel Chart
- COVID-19 Risk Assessment
- COVID-19 Status Report
- Capacity and Consent
- Care Assessment
- Care Plan Monthly Check
- Caring Standards Check

Document occurrences by type:

Document Type	Occurrences
Service Report	21
Medication Audit	19
Behaviour of Concern Report	15
Health and Safety Checklist	11
Incident Form	6
Financial Report	4
Key Worker Meeting	3
Medication Error	2
Seizure Description Report	2
Behaviour Support Plan	1
Care Plan Monthly Check	1
Emergency Admission Sheet	1

Documents over time:

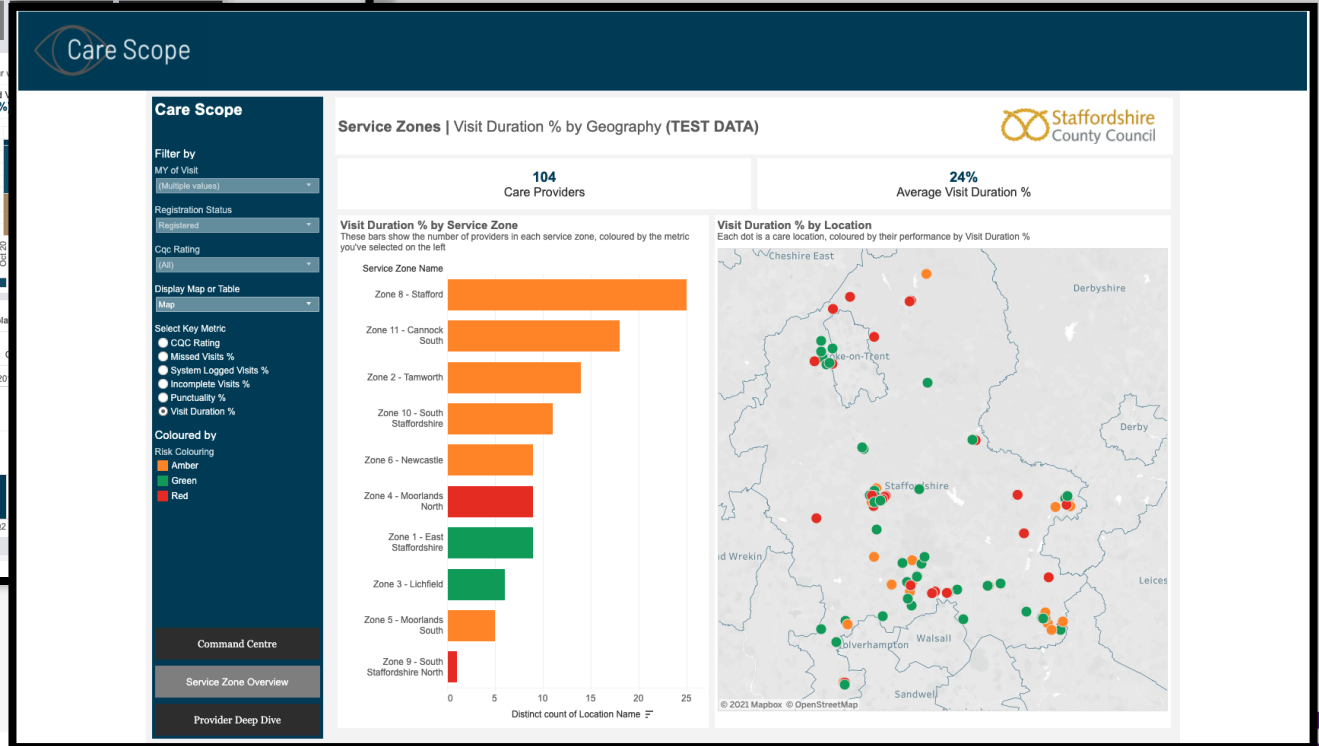
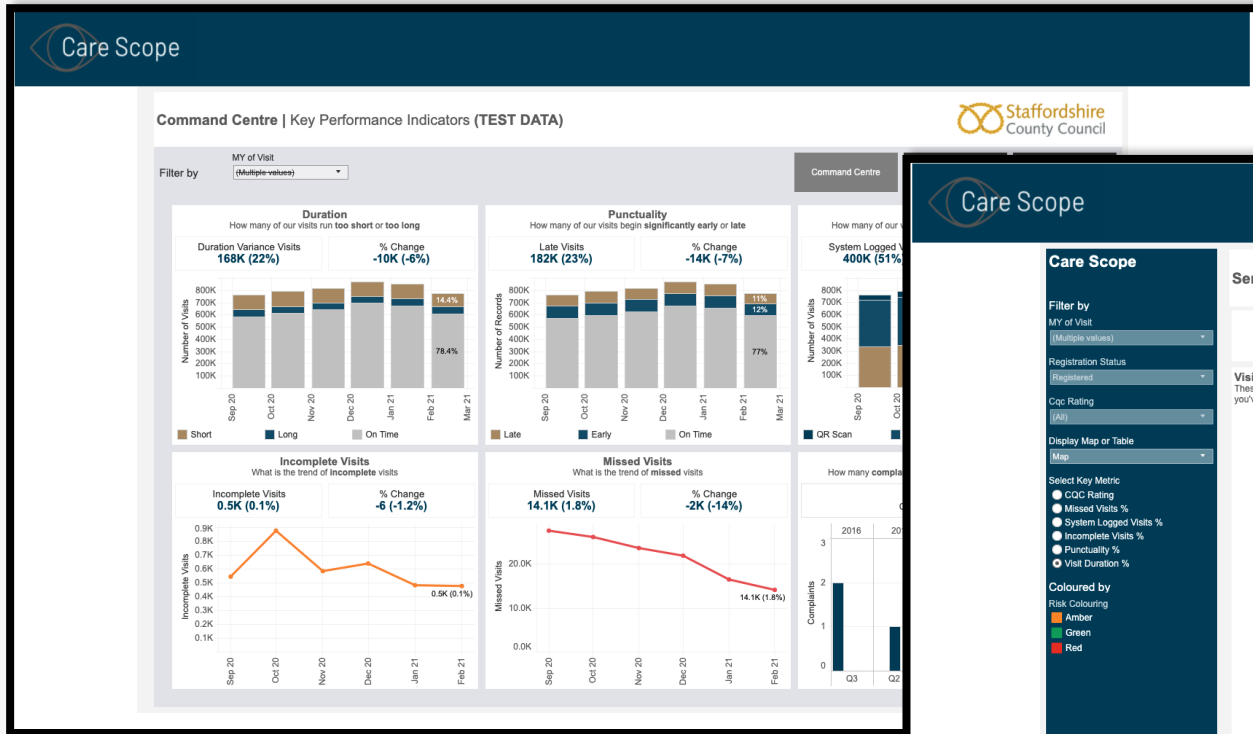
Date	Count
01/10/2021	35
02/10/2021	9
03/10/2021	17
04/10/2021	25

Filters sidebar:

- Document Name: Include all
- Review Status: Include all
- Customer Full Name: Include all
- Employee Full Name: Include all
- Office Name: Include all
- Document Question: Include all
- Document Answer: Include all
- Days in Document Creation Date: 01/10/2021 to 07/10/2021

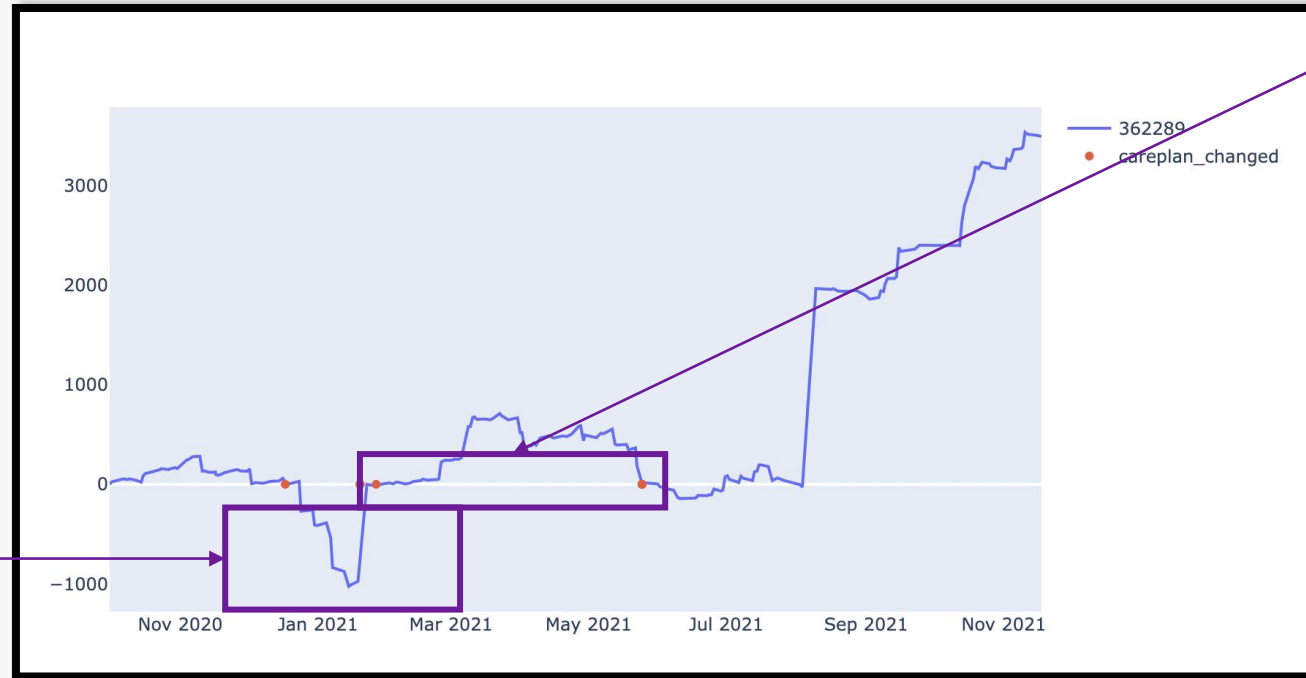
Buttons: All documents, Audit table, Reset Filters, Export to Excel, Include all, OK

Understand



Act

Spot deterioration early



Take interventions and measure the impact

What have we learned?

1. Ensure all key information is captured digitally
2. Map your data to metrics that can measure the key risk factors for your service users
3. Use what we've learned about the past to provide leading indicators for the future





The right information in the right hands at the right time

